JUNGLE BEACH

an Uga experience

Sustainability Report 2025

1st January to 31st December 2025

Our commitment to preserving nature, empowering communities demonstrating the essence of a responsible business

Issued - February 2026

Uga SUSTAINABILITY

LET'S JOIN HANDS FOR A BETTER FUTURE

Contents

1.	**Introduction**	**04**
	Messages from Deputy Chairman, CEO, Resident Manager	04
2.	**Our Resort**	**05**
2.1	Accommodation	05
2.2	Food & Beverage	05
2.3	Activities and Excursions	06
3.	**Market and Business Performance Summary**	**07**
3.1	Occupancy Data	07
3.2	Top performing nationalities	07
3.3	Average nights spent by each guest	08
4.	**Sustainability Governance**	**09**
4.1	Operational Standards	09
4.2	Roles and Responsibilities	09
4.3	Sustainability Objectives	10
5.	**Environment**	**10**
5.1	Energy - *GRI 103*	10
5.1.2	Total Energy Consumption Analysis - *GRI 302*	10
5.1.3	Energy Consumption Analysis - by energy type - *GRI 302-1, GRI 302-3*	11
5.1.4	Renewable Energy - *GRI 302-1, GRI 302-4*	12
5.1.5	Electricity Monitoring and Verification - *GRI 302-3, GRI 302-4*	12
5.1.6	Energy Mix Comparison - *GRI 302-1*	14
5.2	Water	15
5.2.1	Water Sources - *GRI 303-3*	15
5.2.2	Water Consumption Monitoring and Verification - *GRI 303-3, GRI 303-5*	15
5.2.3	Wastewater Management - *GRI 303-4*	17
5.3	Waste Management	18
5.3.1	Waste Generation and Composition - *GRI 306-3*	18
5.3.2	Waste Disposal - *GRI 306-4, GRI 306-5*	19
6.	**Employees**	**20**
6.1	Career With Us	20
6.2	Hiring Process	20
6.3	Employee Benefits - *GRI 401*	20
6.4	Corporate Culture	21
6.5	Labour practice and Standards	21
6.6	Human Rights	22
6.6.1	Non-Discrimination - *GRI 406*	22
6.7	Diversity, equity & Inclusion - *GRI 405*	22
6.7.1	Gender Distribution *GRI 401-1*	22
6.7.2	Gender by Employment Categories	22

6. Employees Con..

6.7.3 Age Group Distribution - *GRI 401-1* 23
6.7.4 Employee Distribution by Department 23
6.7.5 Employees with Disabilities 23
6.8 Employment Disclosures - *GRI 401* 23
6.8.1 Local Employment & Distance from Residence 23
6.9 Child Labour - *GRI 408-1* 24

7. Training and Development 25

7.1 Types of Training - *GRI 404-2* 25
7.2 Training time Analysis - *GRI 404-1* 25
7.3 Sustainability Related Training - *GRI 404-2* 26
7.4 Compliance Training - *GRI 404-2, GRI - 403-5* 26

8. Health & Safety 27

8.1 Occupational Health & Safety Management System - *GRI 403-1* 28
8.2 Employee Health & Wellbeing - *GRI 403-6* 28
8.3 Work Related Injuries - *GRI 403-9* 29

9. Corporate Social Responsibility (CSR) 30

9.1 Sustainability Fund 30
9.2 CSR Projects 2025 31
9.3 CSR Project Summary 39
9.4 Sustainability Fund Finance Report 39

10. Biodiversity - *GRI 304* 40

10.1 Location, Fauna and Flora - *GRI 304-2, GRI 304-4* 40
10.2 Organic Garden 41
10.3 Biodiversity Projects 41
10.4 Promotion of Biodiversity 42

11. Compliance Management 43

11.1 Internal Audit Summary 43
11.2 Summary of Compliance Reports 43

12. Guest Feedback Summary 43

13. Certifications, Awards and Other achievements 46

1. INTRODUCTION

UGA Resorts were born in the ancient kingdom of Anuradhapura hidden amidst acres of greenery and lush paddy fields surrounded by several irrigation tanks and built around a historic 150 year old mansion, once home to a village chieftain. Form the very beginning of the planning process; sustainability, community, ecosystems, biodiversity and responsible business ethos were a highlight. The very first Uga property opened its doors uplifting the values and the hospitality of Sri Lanka naming 'Ulagalla' in July 2010 as a LEED Silver Certified resort.

Building on this vision, Uga Jungle Beach was launched in June 2012 as the first luxury venture in the Kuchchaveli region of Trincomalee. Spanning a 10-acre coastal estate, the resort was masterfully designed around a "no-tree-felling" policy, ensuring the 49 signature cabins were woven seamlessly into the existing mangroves and jungle canopy rather than displacing them. By harmonizing a 4km stretch of private beach with a vibrant natural lagoon, the property stands as a pioneer of "invisible architecture," proving that high-end hospitality can thrive as a guardian of the ecosystem

Can luxury and sustainability really go hand in hand? At Uga we believe so, and we make it happen. Our hotels are defined by their rich heritage, natural environment and thriving local communities, and it is our mission to preserve them for us, our communities and the generations to come.

Sustainability is considered at every level of our operations from construction of new properties to maintaining the properties in operations. We are constantly evaluating how we can surpass our environmental goals, working diligently to ensure that our hotels follow the Global Sustainable Tourism Council (GSTC) guidelines, playing an active role in achieving United Nations Sustainable Development Goals (UNSDG).

This report contains information about Uga Jungel Beach Resorts Sustainability performance in 2025. This report shows the progress that has been made towards our sustainability goals. The report has been prepared following the Travelife/GTSC Sustainability standards, GRI reporting guidelines and integrates the recommendations from external sustainability consultants and auditors.

Through the information shared in this document we invite all our stakeholders to assist us in establishing our goals towards a sustainable operations and minimise the environmental and social impacts our operation result. We value your participation as well as sharing your ideas or suggestions whenever possible.

This report has been produced to inform our stakeholders about the long-term strategy, goals, initiatives and performance relating to sustainability activities of our hotels. In addition, this report shows the progress made towards our goals and the information and data are presented to the best of our ability and highest accuracy.

MESSAGE FROM THE DEPUTY CHAIRMAN

Priyanjith Weerasooria
Deputy Chairman

At Uga, we recognize that the success of our business is inseparable from our ability to operate and grow sustainably. As one of Sri Lanka's most sought-after hotel companies, we carry a deep responsibility to protect our communities, preserve our environment, and safeguard the natural beauty that makes our island so unique. As a company, and as an industry, we must rise to this challenge to ensure that Sri Lanka remains authentic and beautiful for generations of travelers to come.

The tourism industry in Sri Lanka continued its growth in 2025, steadily recovering from the economic changes and the devastating weather events in November. Throughout this period, Uga remained firmly committed to our sustainability goals. Even in times of uncertainty, our dedication to responsible tourism never wavered.

I am truly inspired by our team and immensely proud of all that we accomplished in 2025. Our collective efforts have strengthened our impact and reinforced our position as a leader in sustainable travel. I am confident that we will continue to lead the way in responsible tourism in Sri Lanka, setting new standards for our industry. I extend my heartfelt thanks to every member of our team and wish you all the very best as we continue this important journey together.

MESSAGE FROM THE DIRECTOR/CEO

Ramli Ghaffoor
Director/CEO

At Uga, our journey has always been guided by a deep respect for place—its landscapes, its heritage, and its people. This year's sustainability report reflects a continued commitment in driving responsible business with enhanced sustainability management.

Over the past year, we have taken measured steps to reduce our environmental footprint, protect the ecosystems that surround us, and support the communities whose traditions and livelihoods enrich the experiences we offer. From mindful resource use and waste reduction to sourcing locally and nurturing community partnerships. We remain committed to measuring our impact with clarity and transparency, recognizing that stewardship is an ongoing responsibility rather than a final achievement.

As we look ahead, we will continue to pursue thoughtful, refined growth—ensuring that our presence enhances, rather than compromises, the integrity of the environments and communities we are privileged to be part of. I extend my sincere gratitude to our guests, colleagues, partners, and local communities for sharing in this journey with us.

MESSAGE FROM THE RESIDENT MANAGER

Roshan Jayaweera
Resident Manager
Uga Jungle Beach

Located within a unique coastal ecosystem, Uga Jungle Beach operates with a commitment to environmental stewardship and responsible tourism. The property is designed to coexist with its natural surroundings, preserving indigenous vegetation and maintaining landscape integrity.

Sustainability is embedded within our operational framework. Through measurable initiatives and community partnerships, we remain focused on creating lasting environmental and social value while fostering stronger connections between our operations, the surrounding ecosystem, our guests, and the local community.

During the year, we strengthened our approach by formalizing sustainability practices, enhancing staff training and development programmes, and implementing targeted CSR initiatives across community development, education, and wildlife conservation. I extend my appreciation to all who contributed to these efforts and look forward to building on this progress in the year ahead.

2. OUR RESORT

Uga Jungle Beach is set within a 15-acre reserve where three ecosystems converge: a 4km stretch of powder soft beach meets dense tropical mangrove, while inland jungle presses close with all its wild insistence. This is Trincomalee's eastern shore as it has existed for millennia - unmanicured, uncompromising, utterly itself. Embracing an eclectic, coastal design, the property blends with its wild surroundings.

The resort is having 49 spacious villas, restaurant, bars and gorgeous pool are all enveloped in lush foliage, akin to a modern treehouse, ensuring guests experience luxury in harmony with nature.

2.1 Accommodation

At Uga Jungle Beach, interiors are thoughtfully designed to complement the natural environment, creating a luxuriously eclectic atmosphere in our 49 cabins in four categories; 21 lagoon cabins, 11 Jungle cabins, 14 Beach cabins, 1 jungle cluster with 3 separate cabins. Their clean lines and airy proportions perfect for the tropics. Guests can enjoy expansive cabins with modern amenities, designed to celebrate the wild beauty that envelopes the property. Botanical prints line the walls, with ferns and native plants rendered in careful detail.

2.2 Food and Beverage

Uga Jungle Beach prioritizes a sustainable and authentic dining experience by focusing on fresh and locally-sourced ingredients. The resort offers three unique settings where guests can enjoy the best of Sri Lankan and international cuisine. The main restaurant, built like a treehouse within the jungle, serves traditional recipes and western dishes made from seasonal produce.

At the beach bar, an open-kitchen concept allows guests to enjoy the daily catch while overlooking the ocean. For a more personal touch, the resort organizes private dining experiences, such as romantic beach picnics and starlit barbecues. By combining local hospitality with a deep respect for the natural environment, the resort ensures every meal is both delicious and eco-friendly, creating a memorable gastronomic journey that celebrates the beauty of Trincomalee and Acknowledgment.

2.3 Activities and Excursions

Uga Jungle Beach integrates biodiversity conservation and cultural immersion into its core guest experiences, reflecting a deep commitment to sustainable tourism. The resort serves as a gateway to the region's rich natural heritage, offering guided nature trails led by resident naturalists to observe prolific birdlife and diverse coastal ecosystems.

Marine biodiversity is a primary focus, with seasonal whale watching and ethical snorkeling expeditions to Pigeon Island National Park. These activities are conducted with strict adherence to conservation principles, ensuring minimal impact on endangered sea turtles, reef sharks, and cetaceans.

Culturally, the resort fosters meaningful connections with the local community through excursions that explore Trincomalee's vibrant history. Guests can visit iconic sites such as the Koneswaram Kovil and the ancient Thiriyaya Buddhist temple, or engage in community-oriented lagoon tours that highlight traditional fishing methods and cottage industries.

By promoting mindful travel and supporting local artisans, Uga Jungle Beach ensures that tourism provides tangible benefits to the community while preserving the unique Tamil Hindu and Buddhist heritage of the east coast.

3. MARKET AND BUSINESS PERFORMANCE SUMMARY

3.1 Occupancy Data

The 2025 operational year for Uga Jungle Beach Resort was defined by a strategic balance between steady guest service and long-term infrastructure investment. The resort recorded a total of 9,119 room nights and 18,390 guest nights over the year. While these figures represent a decrease from 2024 levels, the change is primarily attributed to the resort's temporary closure during October and November months for an extensive renovation and refurbishment project.

METRIC	2024	2025
Total Number of Room Nights	12,322	9,119
Total Number of Guest Nights	25,557	18,390

Prior to this closure, the resort showed strong resilience, particularly during the peak months of July and August, where guest nights reached their highest volumes for the year at 2,898 and 2,360 respectively. The successful reopening in December, despite initial low occupancy, allowed the resort to resume operations with upgraded facilities. This transition period was managed carefully to ensure that while guest volume fluctuated, the resort continued to meet its core efficiency targets, setting a strong foundation for increased capacity and

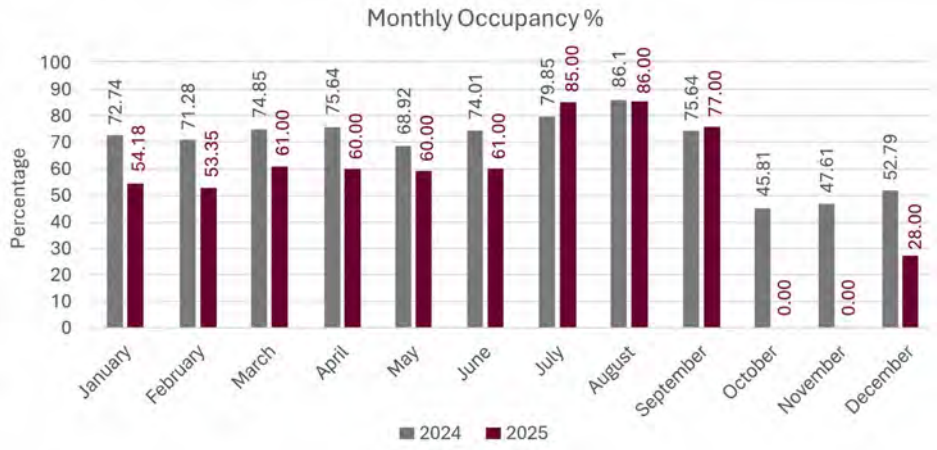

3.2 Top Performing Nationalities

The analysis of Top Performing Nationalities reveals a diverse international guest profile, with European markets serving as the primary driver of resort occupancy.

Germany stands as the leading source market, contributing a substantial 30% of total guests, followed by the United Kingdom (15%) and Russia (4%). Domestic tourism also remains a vital pillar of our business. Simultaneously, the strong 14% contribution from Sri Lankan guests highlights our commitment to fostering domestic tourism and local economic resilience making Jungle Beach remains as a sustainable destination for travelers from across the globe.

3.3 Average nights spent by each guest

This summary details the guest activity and occupancy trends for the 2025 reporting period. Throughout the year, the resort experienced its highest operational volume in August with 1,310 total occupancy nights and 433 arrival rooms, while the longest average guest stays occurred in March at 4.55 nights per guest, concluding the annual cycle with an average stay duration of 3.1 nights.

Month	Total Occupancy	Arrival rooms	Average nights spent by each guest
February	269	130	2.07
March	929	204	4.55
April	884	280	3.16
May	844	249	3.39
June	870	279	3.12
July	1296	401	3.23
August	1310	433	3.03
September	1116	303	3.68
October	Resort was closed for renovations		
November	Resort was closed for renovations		
December	203	100	2.03

4. SUSTAINABILITY GOVERNANCE

At Uga our business activities release emissions into the air, consume fresh water, generate wastewater and waste. In addition, we use materials that can adversely affect the environment if not handled properly. We aim to minimize our impact on the environment and have developed strategies to improve our environmental performance. This includes making the most efficient use of increasingly depleting scarce resources.

4.1 Operational Standards

Minimizing negative environmental impacts and taking meaningful climate action require a holistic approach while also constantly monitoring practices and performance. Our goal is to decouple business growth from negative environmental impacts wherever possible.

Our approach to environmental management and responsible business operations is founded on our Sustainability Policy, which has been approved by our Executive Board. Aligned with the requirements of the Sri Lankan Government Law, Sri Lanka Tourist Boards standards, Travel life certification criteria, this policy underscores our leaders' responsibility for environmental protection and health and safety.

Internal guidelines, standards and standard operating procedures define how we put the principles of our Sustainability Policy in to practice, structure our environmental protection efforts and implement occupational safety Group wide.

In addition, we have in place a number of further internal environmental protection standards such as our Air Emissions Standard, Waste Management Standard, Sustainable Water Management Standards, and Energy Management Standards.

Our annual policy review supports continual process improvement and adherence to our environmental and sustainability objectives in accordance with internal and external best practices and targets. We are committed in sharing our best practices with our staff, guest and other stakeholder and join them with our sustainability practices where possible.

4.2 Roles and Responsibilities

The Deputy chairman, CEO and the Executive Committee of our company is responsible for environmental protection, which also covers climate action, water management, waste management and recycling, air emissions, biodiversity, and safety aspects.

The Head of Sustainability and ESG holds overarching responsibility for managing environmental and social aspects across all Uga properties. This role is responsible for steering Group wide strategy and ensuring all resorts operations align with our environmental and social goals.

At the operational level, Sustainability and Compliance Executives are stationed at each of our four main resorts. They oversee daily compliance, monitoring, and the implementation of site specific initiatives.

To ensure continuous improvement, each resort maintains a Sustainability Committee chaired by the Resort Manager. This committee meets monthly to discuss performance, finalize strategic decisions, and coordinate Corporate Social Responsibility (CSR) activities. The committee provide a direct feedback loop between resort level operations and the Head of Sustainability and ESG, ensuring our policies are effectively translated into action.

4.3 Sustainability Objectives

At Uga, we firmly believe we are accountable for our part in protecting the environment, managing our operations in a sustainable manner being accountable for the resource consumption, energy usage, water usage, waste generation and the impact these can have on our environment. Focusing a steady commitment and performance, we implemented 6 objectives for our sustainability operations. Namely;

1. Energy Consumption Management
2. Water Consumption Management
3. Resource Efficiency
4. Corporate Social Responsibilities (CSR)
5. Knowledge Sharing
6. Compliance and Acknowledgment

5. ENVIRONMET

5.1 Energy - *GRI 103*

Energy is a critical resource that powers every aspect of the guest experience at Uga Resorts, from climate control, lighting, water heating and culinary operations. However, we recognize that energy consumption is also our primary source of operational greenhouse gas emissions and a significant driver of our environmental footprint. In alignment with **GRI 103**, we view energy management not merely as an operational cost, but as a core pillar of our commitment to climate action. By prioritizing energy efficiency and transitioning toward renewable sources, we aim to mitigate our contribution to climate change, ensure long-term business resilience, and meet the growing expectations of our guests and stakeholders for responsible, low-carbon hospitality.

5.1.2 Total Energy Consumption Analysis - *GRI 302*

The total energy consumption (kWh) is calculated by converting all energy sources used into kilowatt-hours. In 2024, total energy consumption was 1,795,447 kWh, while in 2025 it decreased to 1,446,571 kWh in accordance with **GRI 302: Energy** reporting requirements.

This represents a reduction of 348,876 kWh, equivalent to a 19.43% decrease in total energy consumption compared to 2024. The total energy consumption per occupied room night and per guest night is presented in the table below. Based on the occupancy performances both the per room night energy consumption and per guest night energy consumptions resulted an increase in comparison to the pervious year.

METRIC	UNIT	2024	2025	% OF CHANGE
Total Energy Consumption	kWh	1,795,477.58	1,446,571.49	▼ -19.43
Per Room Night Total Energy Consumption	kWh	145.71	158.63	▲ 8.87
Per Guest Night Total Energy Consumption	kWh	70.25	78.66	▲ 11.97

5.1.3 Energy Consumption Analysis - by energy type - *GRI 302-1, GRI 302-3*

Our energy profile consists of grid electricity, diesel, petrol, and liquefied petroleum gas (LPG). All energy sources are converted into kilowatt-hours (kWh) for consolidated reporting under **GRI 302-1: Energy consumption within the organization**.

During the reporting year, an online energy monitoring system was introduced to track consumption across all energy sources in alignment with internationally recognized measurement and reporting standards. This system enhances data accuracy, enables real-time performance tracking, and strengthens internal energy management practices.

In accordance with **GRI 302-3: Energy intensity**, the organization measures energy intensity using the kWh per Guest Night metric. This approach ensures that energy performance is assessed independently of occupancy fluctuations and allows for consistent year-on-year comparability. The selected intensity metric reflects the operational nature of the business and supports transparent performance benchmarking.

ENERGY SOURCE	2024	2025	CHANGE %
Grid Electricity (kWh)	1,016,413.00	856,932.00	-15.69%
Diesel (kWh)	262,293.08	228,031.89	-13.06%
Gasoline (kWh)	24,615.50	27,604.85	12.14%
LPG (kWh)	298,637.55	211,378.56	-29.22%
Other (kWh)	4,492.44	4,499.19	0.15%
Renewable (kWh)	189,026.00	118,125.00	-37.51%
TOTAL RESORT ENERGY SOURCED (kWh)	1,795,477.58	1,446,571.49	-19.43%

The energy performance results demonstrate Uga Jungle Beach's continued transition toward a leaner energy profile under its Energy Efficiency Strategy. In 2025, the resort achieved a **19.43% reduction** in total energy consumption, in line with **GRI 302-4: Reduction of energy consumption**, reflecting measurable progress in operational efficiency and structured energy management.

The reduction was primarily driven by a significant decrease in grid electricity consumption, alongside a **29.22% reduction** in liquefied petroleum gas (LPG) usage and a **13.06% reduction** in diesel consumption. These reductions were achieved through the implementation of standardized energy-saving operational guidelines and efficiency initiatives, including mandated temperature set points for HVAC systems, improved monitoring through an online energy management platform, and targeted technical upgrades such as motion sensors to reduce unnecessary electrical load. Another reason for these reductions was the closure of the resort operations for 2.5 months for the renovations.

While renewable energy generation declined during the reporting period, the overall reduction in total energy demand strengthens the resort's decarbonization pathway. Lower base load requirements increase the proportional contribution of on-site solar photovoltaic and solar thermal systems to overall consumption, supporting improved renewable energy integration and long-term carbon intensity reduction.

5.1.4 Renewable Energy

The integration of both solar PV and solar thermal technologies strengthens the organization's renewable energy portfolio and contributes to improved performance under GRI 302-1 (Energy consumption within the organization) and GRI 302-4 (Reduction of energy consumption).

5.1.4.1 Solar Photovoltaic (PV) Systems:

On-site solar panel installations generate direct renewable electricity to support operational energy demand. The electricity is connected

5.1.4.2 Solar Thermal Systems:

Solar water heating systems are utilized to generate hot water for guest rooms and operational areas. By harnessing solar energy for thermal applications, these systems significantly reduce the electrical load associated with water heating, thereby decreasing overall energy consumption and improving energy intensity performance.

INDICATOR	2024	2025	CHANGE
Total Solar Energy Generation (kWh)	189,026.00	118,125.00	-37.51%
Share of Renewable Energy in Total Electricity Usage	16%	12%	-22.74%
Share of Renewable Energy in Total Energy Mix	11%	8%	-22.44%

5.1.5 Electricity Monitoring and Verification - *GRI 302-3, GRI 302-4*

At Uga Resorts, accountability in energy management is embedded within our Key Sustainability Performance Indicators (KSPI) system — a robust, data-driven framework designed to monitor electricity efficiency across our entire portfolio.

The KSPI system enables us to benchmark our performance against international hospitality standards while identifying targeted opportunities for operational optimization. These indicators are rigorously reviewed during our monthly management audits to evaluate the effectiveness of our energy-saving initiatives and operational controls.

In alignment with **GRI 302-3 (Energy intensity)** and **GRI 302-4 (Reduction of energy consumption)**, Uga Resorts has established **2024 as the base year** for energy performance measurement. Based on this baseline, the organization has set a **3% annual reduction target in electricity consumption for 2025**, measured against normalized operational indicators to ensure comparability across properties.
For the 2025 reporting period, the resort achieved a year to date average of 44.72 kWh per guest night, successfully surpassing our established 3% reduction target of 44.75 kWh.

While actual electricity consumption remained below or aligned with reduction targets for the majority of the year (January through September), the significant spike of 103.19 kWh per guest night observed in December is directly attributed to the initial low occupancy levels upon reopening resort after a closure of operations for 2 months. This high intensity ratio in December is a result of maintaining essential resort base loads such as public area and infrastructure maintenance across a smaller number of guest nights.

Despite these transitional challenges, the resort's ability to meet its annual target underscores the fundamental strength of its "Energy saving" strategy.

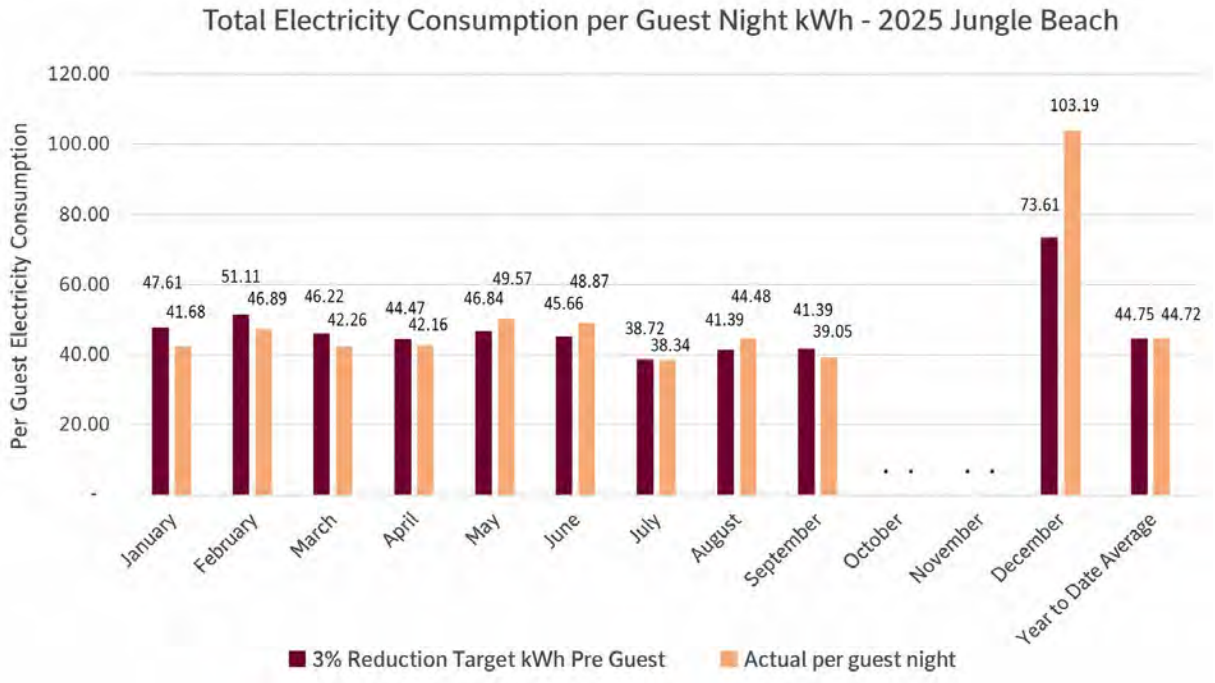

To evaluate energy performance against internationally recognized hospitality benchmarks, Uga Jungle Beach utilizes the **Cornell Hotel Sustainability Benchmarking (CHSB) Index**, developed by the Cornell University School of Hotel Administration. The CHSB Index provides comparative energy consumption metrics across global hotel portfolios, enabling standardized performance assessment.

(CHSB) Cornell Hotel SUSTAINABILITY BENCHMARKING INDEX

For the reporting year, Uga Jungle Beach's energy intensity performance was positioned between the median and upper benchmark thresholds within the CHSB Index. This placement indicates that the property performs above the global median and aligns with leading energy-efficient hospitality operators.

All reported energy data is consolidated and verified through monthly records maintained within the organization's centralized sustainability management system. Data validation procedures include cross-verification against utility invoices and internal operational logs to ensure accuracy, consistency, and reliability of disclosures.

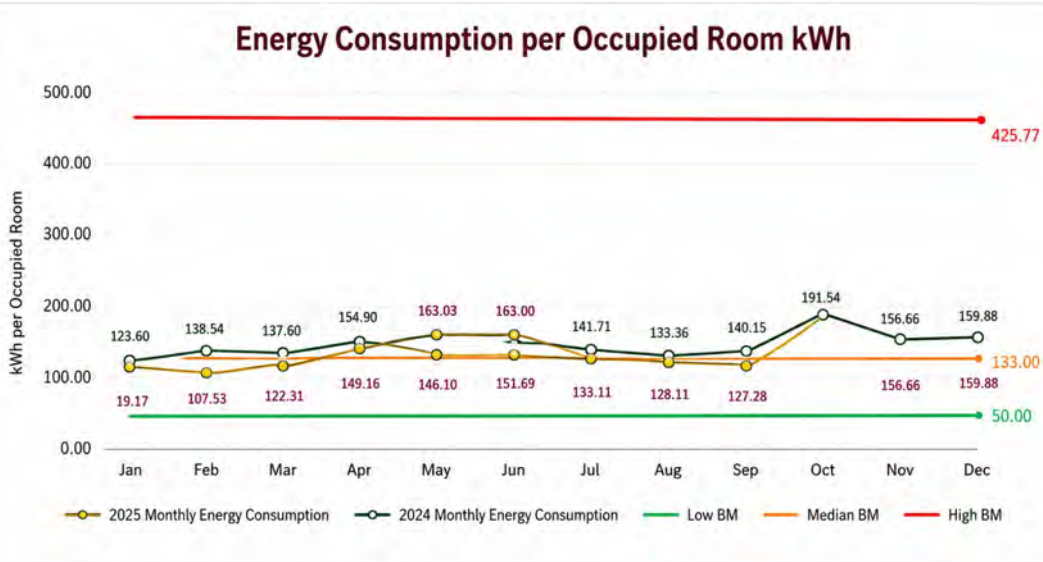

5.1.6 Energy Mix Comparison - *GRI 302-1*

Following table presents a year-on-year comparison of the organization's energy mix for the 2024 and 2025 reporting periods.
Although the total energy footprint decreased in 2025, the proportional contribution of grid electricity and diesel increased compared to the previous year. This shift indicates a relatively higher dependence on grid-supplied electricity for primary operations and diesel for backup power generation during the reporting period.

Conversely, the share of Liquefied Petroleum Gas (LPG) in the overall energy mix declined in 2025. This reduction is attributable to improved operational efficiencies, particularly within kitchen and laundry functions, where process optimization and enhanced energy management practices contributed to lower LPG consumption.

ENERGY SOURCE	2024 %	2025 %	CHANGE %
Grid Electricity	56.61%	59.24%	+4.65%
Diesel	14.61%	15.76%	+7.87%
Gasoline	1.37%	1.91%	+39.42%
LPG	16.63%	14.61%	-12.15%
Other	0.25%	0.31%	+24.00%
Renewable	10.53%	8.17%	-22.41%

The monthly breakdown of Uga Jungle Beach Resorts' energy composition for 2025, illustrate the organization's progress in managing its energy share.

Grid electricity consistently represents the largest portion of the resort's energy profile. The resort's "Energy Efficiency" strategy is reflected in the integration of renewable energy, which peaked in October, significantly contributing to the mitigation of greenhouse gas emissions.

Fluctuations in the use of diesel and LPG underscore the importance of our standardized operational guidelines in stabilizing demand across varying occupancy levels. While December showed a total reliance on non-renewable sources, the data identifies critical seasonal opportunities to expand our solar photovoltaic and thermal systems to meet a higher proportion of the resort's total base load throughout the year.

Building on this success, we anticipate that the recent renovations will further enhance our operational performance in 2026 by integrating more efficient fixtures and optimized systems during the refurbishment.

Uga Jungle Beach Resort is well-positioned to drive even greater reductions in energy intensity, ensuring that our infrastructure supports our long-term goal of a leaner, more sustainable energy profile.

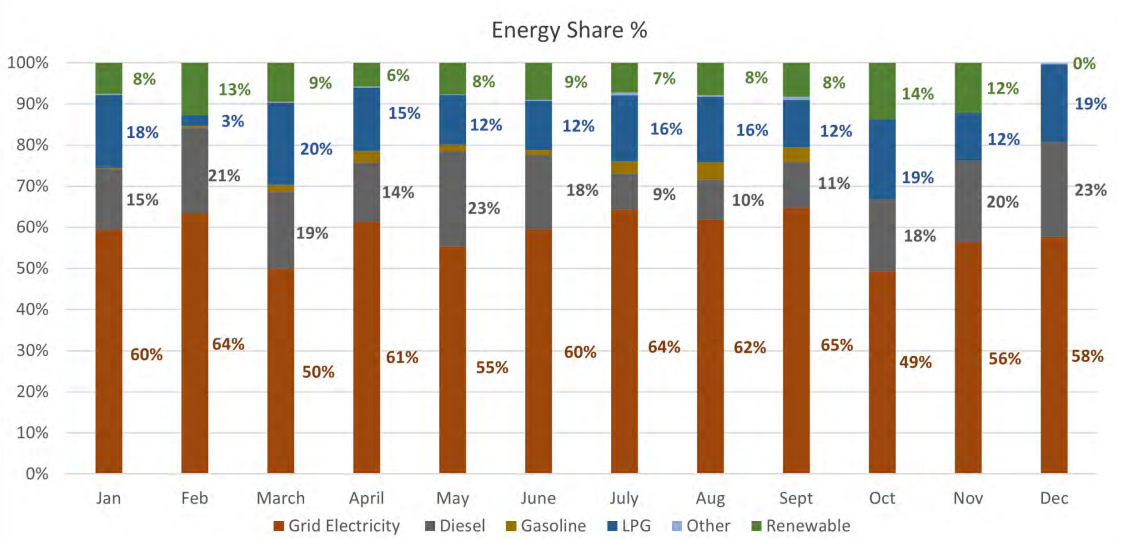

5.2 Water

Water plays a key role in our hotel operations, supporting both our guest and employee needs. It is essential for consumption, hygiene, and food preparation in our kitchens. Additionally water is integral to various guest services, including laundry facilities and the swimming pools. Our landscaping and garden maintenance also require water for irrigation purposes.

5.2.1 Water Sources - *GRI 303-3*

The main source of water for Jungle Beach is ground water from one well. Water from this well is supplying to the Reverse Osmosis (RO) plant, and for organic garden the direct well water is used. Since the well is located at an another land owned by the resort, necessary amount of water is transported to the resort's RO plant for purification daily basis. Due to the high hardness levels in the ground water the only available option is to use a RO water filtration system. Jungle Beach operates this RO plant with a plant capacity of 75m^3 to ensure a consistent and reliable water supply. No water imports were done from external sources other than the bottled drinking water.

Water Source	2024 (m^3)	2025 (m^3)	Change %
Surface Water	-	-	-
Groundwater	33,013.00	21,232.00	↓ -35.69%
Drinking water (From Local Suppliers)	174.24	135.21	↓ -22.40%
Rain water & other Sources	-	-	-
Reused Water	-	-	-
Total	33,187.24	21,367.21	↓ -35.62%

The total water consumption decreased by 35% in 2025 compared with the previous year. The table below presents water consumption intensity metrics, calculated on a per occupied room night and per guest night basis, to provide a normalized comparison of performance:

	2024	2025	Change %
Total Water Consumption	33,187.24	21,367.21	-35.62
Per Room Night Total Water Consumption	2.69	2.34	-13.00
Per Guest Night Total Water Consumption	1.30	1.16	-10.52

5.2.2 Water Consumption Monitoring and Verification - *GRI 303-3, GRI 303-5*

Total water consumption, along with section-wise usage, is systematically measured and recorded through the KSPI platform. This integrated system enables us to benchmark performance against internal standards and international hospitality benchmarks, while identifying targeted opportunities for operational optimization and efficiency improvements.

Uga Resorts has designated 2024 as the base year for measuring water consumption performance. Based on this baseline, the organization has established a 3% annual reduction target for 2025. Progress is assessed using normalized operational indicators to ensure accurate comparability across properties and alignment with the requirements of Global Reporting Initiative (GRI) Standard **303: Water and Effluents 2018, particularly GRI 303-3 (Water Withdrawal) and GRI 303-5 (Water Consumption).**

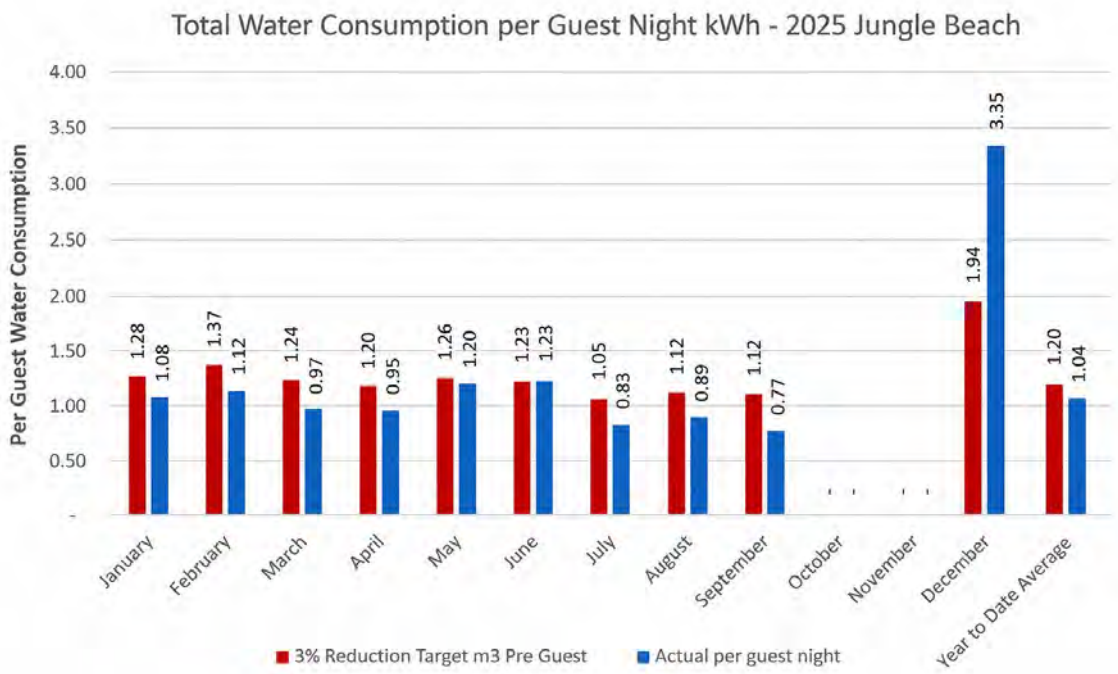

For the 2025 reporting period, the resort achieved a year-to-date average water consumption of 1.04 m³ per guest night, successfully surpassing the established 3% reduction target of 1.20 m³ per guest night.

While the month of December recorded a considerable increase in per-guest water consumption, September saw a significant reduction. The strong performance in September helped offset the earlier increase and supported the overall achievement of the annual water consumption reduction target.

As per the Cornell Hotel Sustainability Benchmark (CHSB), Uga Jungle Beach's water intensity performance was positioned between the median and upper benchmark thresholds within the CHSB Index in majority of the months. This placement indicates that the property performs above the global median and aligns with leading water-efficient hospitality operators.

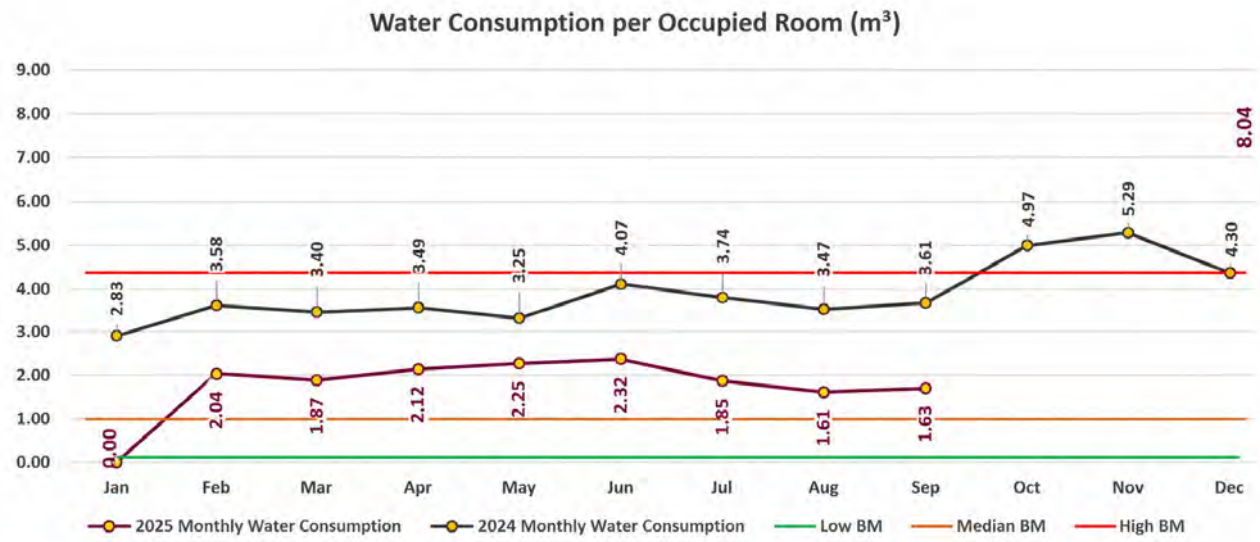

5.2.3 Wastewater Management - *GRI 303-4*

Wastewater generated from resort operations is treated on-site using an in-house aerobic Sewage Treatment Plant (STP) with a design capacity of 70 m³ per day. The STP treats wastewater generated from staff accommodation facilities, including both blackwater and greywater, as well as effluent from kitchen and laundry operations.

The treatment process ensures that wastewater is appropriately managed prior to discharge, reducing potential impacts on the surrounding environment. Wastewater generated from guest villas is collected separately through a collecting pit before entering to the common Sewerage Treatment Plant. Treated effluent is directed to the designated receiving system in accordance with internal environmental management procedures.

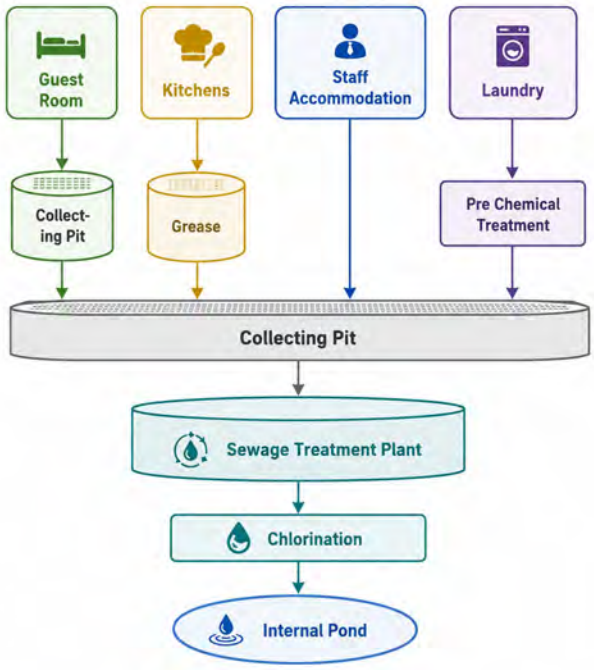

Wastewater Management Process

At present, the total volume of wastewater generated and treated is not directly measured, as dedicated wastewater flow meters have not yet been installed. Consequently, discharge volumes are not quantified but are operationally managed within the treatment plant's design capacity of 70 m³ per day.

To enhance data accuracy, transparency, and environmental performance monitoring, the resort has planned the installation of wastewater check meters during 2026. This initiative will support improved reporting under GRI 303: Water and Effluents and strengthening overall water stewardship practices.

The treated effluent is regularly monitored to ensure compliance with applicable environment regulations and discharge standards. Key water quality parameters monitored include Biochemical Oxygen Demand (BOD), Chemical Oxygen Demand (COD) and residual chlorine.

This systematic monitoring approach enables effective control of effluent quality and ensures that treated wastewater meets regulatory requirements prior to discharge. Compliance is further reinforced through annual monitoring and inspections conducted by the Central Environmental Authority (CEA), confirming adherence to national environmental standards.

5.3 Waste Management

Waste generated from our operations comprises both non-hazardous and hazardous waste streams. These arise from routine resort activities, including accommodation services, food and beverage operations, maintenance activities, and administrative functions.

Our waste management approach is guided by the waste hierarchy, prioritizing prevention, reduction, reuse, and responsible disposal. Emphasis is placed on minimizing waste generation at source, improving segregation practices, and promoting continuous monitoring to enhance overall waste performance.

Our waste management framework includes the following key objectives;

1. Separation of the waste at the origin
2. Prevention of the waste generation
3. Responsible waste recycling
4. Waste Recovery from landfills
5. Aim zero waste culture
6. Waste data and annual waste audit

5.3.1 Waste Generation and Composition *- GRI 306-3: Waste* Generated

During the reporting year 2025 a total of 64,910 kilograms of waste was generated resulting 7.12kg of waste per occupied guest night and 3.53kg per guest. Percentage of change from the previous year can not be calculated for a complete year and verified waste data was not available for 2024. The resort is strengthening its data collection and monitoring systems to enable year-on-year performance analysis in future reporting cycles.

METRIC	2024 (kg)	2025 (kg)	CHANGE %
Total Waste Generation	-	64,910.25	-
Per Room Night Waste Generation	-	7.12	-
Per Guest Night Waste Generation	-	3.53	-

Out of the total waste generated, food waste accounted for 78% and mixed waste accounted for 15%.

Form the remaining 7% accounted for recyclable waste. Within the recyclable waste stream, metal, plastics, and cardboard accounted for the largest proportion by weight.

Food waste represents the most significant waste stream and remains a key focus area for reduction initiatives, improved segregation practices, and enhanced resource recovery efforts.

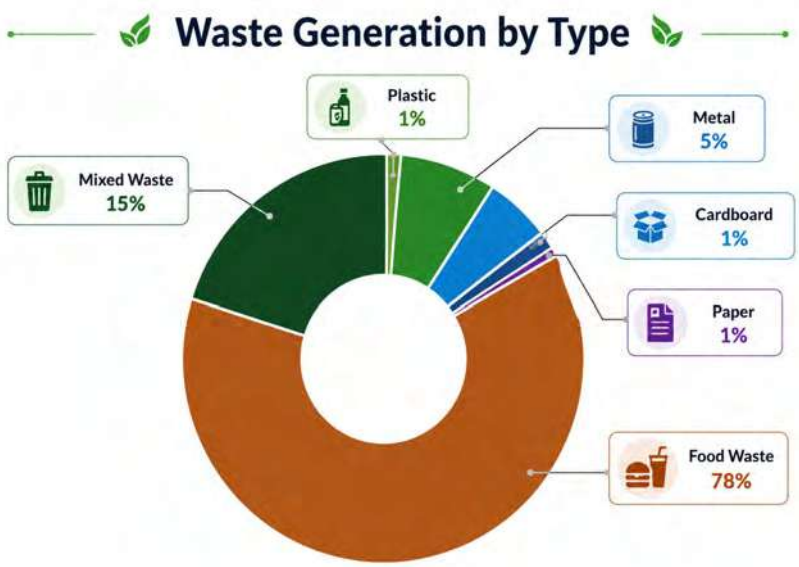

5.3.2 Waste Disposal - *GRI 306-4: Waste Diverted from Disposal, GRI 306-5: Waste Directed to Disposal*

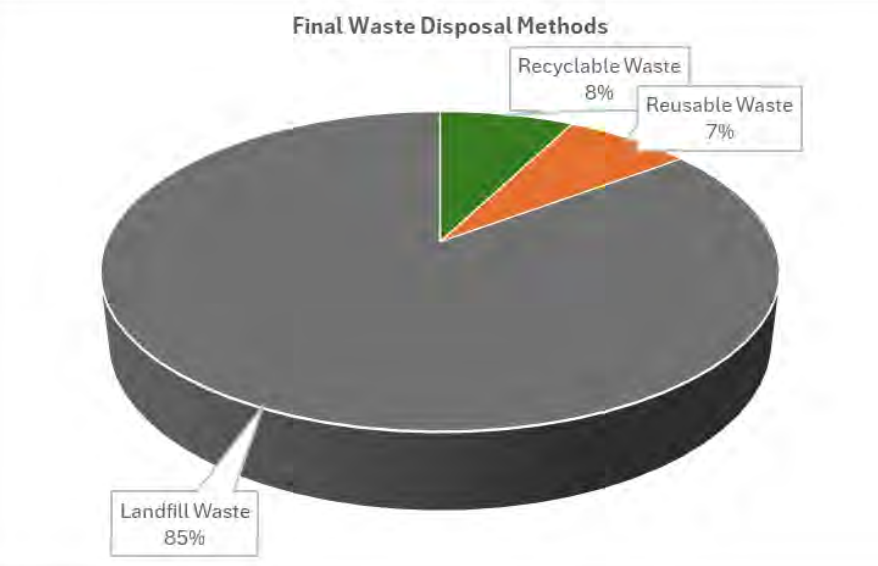

From the total waste generated 7% of the waste was reused (externally), and 8% of was waste was recyclable.

All recyclable waste was handed over to registered recyclable waste collectors, ensuring responsible downstream processing and compliance with applicable waste management regulations.

Despite establishing a sustainability KPI to maintain landfill waste at or below 20% of total waste generated, this target was not achieved during the reporting year. The primary reason for this shortfall was the discontinuation of food waste collection by a local collector who previously repurposed food waste as farm feed. As a result, a significant portion of food waste had to be diverted to landfill.

This operational challenge highlights the resort's dependency on external waste management infrastructure and underscores the need to explore alternative food waste treatment solutions, such as on-site composting or partnerships with multiple organic waste processors, to improve diversion rates and strengthen resilience in waste management practices.

6. EMPLOYEES

6.1 Career with us

At Uga Jungle Beach, we believe our people are at the heart of our success. Joining our team is a significant milestone in one's career, as Uga offers a unique opportunity to experience and deliver the true essence of the authentic hospitality for which Sri Lanka is renowned.

We provide rare opportunities for team members to engage with luxury service standards that are seamlessly connected to local traditions, arts, culture, authentic cuisine, and responsible business practices.

Uga is not just a workplace—it is a holistic environment that brings together profession, teamwork, genuine hospitality, and continuous career development.

6.2 Hiring Process - *GRI 401-1*

We are committed to responsible employment practices, secure jobs, inclusivity, and empowering the communities around us.

We prioritise local recruitment to enhance livelihoods and reduce commuting-related carbon emissions, while ensuring equal opportunities and promoting gender equality. Our recruitment processes are fair and transparent, with all employment entered into voluntarily and with respect for personal dignity.

We provide written contracts, fair wages in line with national labour laws, reasonable working hours, adequate rest, and safe working conditions. Female employees are supported through non-discriminatory practices and necessary workplace protections.

Through continuous training and development initiatives, we invest in our people, enabling them to grow professionally while contributing to the long-term success of our organisation.

6.3 Employee Benefits - *GRI 401 Employment - 2016*

Uga Jungle Beach is committed to providing fair, inclusive and competitive employee benefits that support the well-being, safety and professional development of our workforce. The following benefits are provided to the employees as per labor rules and organizational policies:

6.4 Corporate Culture

Our corporate culture is built on respect, integrity, and shared responsibility. We foster a workplace that values teamwork, accountability, and continuous improvement, recognising that our people are central to delivering exceptional guest experiences while upholding our sustainability commitments.

We promote an inclusive and supportive environment where employees are encouraged to share ideas, develop their skills, and take ownership of their roles. Open communication and cross-department collaboration are key to maintaining transparency and mutual respect.

Our culture is guided by Uga's Sustainability Value System — the 3Ws: Water, Wildlife, and Women — which drives responsible environmental practices, community engagement, and value-based decision-making, ensuring alignment between our people and our long-term sustainability goals.

6.5 Labour Practices and Standards

Uga Jungle Beach only engages employees who have voluntarily offered their services, and all employees were recruited through ethical means and within the legal age. None of the employee is required to pay any fee for recruitment, surrender any personal or identity documents, or be subject to any coercion, threat, intimidation, or any form of duress to work.

The terms and conditions of the contract of employment, including the scope of work, remuneration, working hours, and notice period, is communicated to the employees in writing before the commencement of duties. An employee can leave their jobs in accordance with the terms and conditions of the contract of employment and the applicable labour law at anytime.

Knowledge of labour rights and organisational policies is disseminated through employee orientation and employee communication structures. Employees are encouraged to express grievances and/or concerns through established structures without fear of retaliation. During the reporting period, there were no grievances reported.

The organisation requires suppliers and service providers to adhere to relevant labour laws and ethical practices, such as the prohibition of forced or compulsory labour and legal age.

6.6 Human Rights

Respect for human rights is a fundamental value embedded in our business practices and core principles. We are committed to fostering an environment where human rights are effectively upheld and where every individual is treated with dignity, fairness, and respect.

Our Human Rights Policy applies to all employees, contractors, and relevant stakeholders. It promotes a workplace free from discrimination, sexual harassment, and unethical labour practices, while ensuring full compliance with national labour laws, recognised international human rights standards, and the principles outlined in the Global Reporting Initiative (GRI) Standards.

6.6.1 Non-discrimination – *GRI 406 Non-Discrimination 2016*

Uga Jungle Beach follows a zero-tolerance policy towards any kind of discrimination in the work environment. Equal opportunity in every aspect related to employment is provided. Employment is purely based on merit and skill shown without any consideration of race, creed, color, sex, age, marital status, pregnancy, etc., but only based on the skill required for the respective job.

Emphasis is also laid on the protection of the rights of female employees. There is no need for pregnancy tests for recruitment or continued service. No employee is dismissed on the basis of pregnancy or confinement alone. Necessary care is taken to protect pregnant female employees from detrimental or dangerous work to ensure continued health, safety, and well-being.

Internal training and awareness is provided to the employees to express their grievances regarding any form of discrimination, harassment, and human rights abuse without fear of retaliation or any other form of victimization. All grievances are always handled confidentially.

During the reporting period, no substantiated incidents of discrimination were reported across Uga Jungle Beach operations.

6.7 Diversity, equity & inclusion – *GRI 405 Diversity and Equal Opportunity 2016*

Our core people strategy and sustainability initiatives focus on diversity, equity, and inclusion. We provide an environment of diversity, equality of opportunity, and fairness in our treatment of all employees regardless of their gender, age, and level of ability.

The diversity of our workforce is tracked on a representative basis, with data provided for the purposes of

6.7.1 Gender Distribution - *GRI 401-1*

Current gender distribution shows a male dominated work force. Given the location of the resort, there is a tendency of more male employees over female employees.

In order to increase female representation, there are set KPI targets.

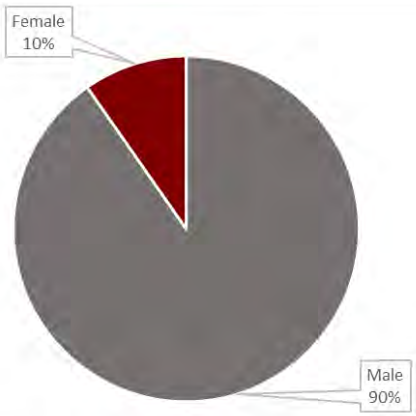

6.7.2 Gender by Employment Categories

Majority of the female staff percentage is from the Middle management level.

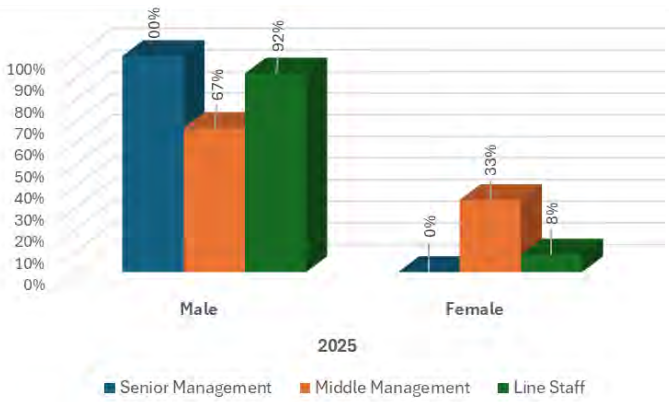

6.7.3 Age Group Distribution - *GRI 401-1*

The 30–49 age group constitutes the largest portion of Senior and Middle Management. In contrast, the majority of line-level staff fall within the 18–29 age category.

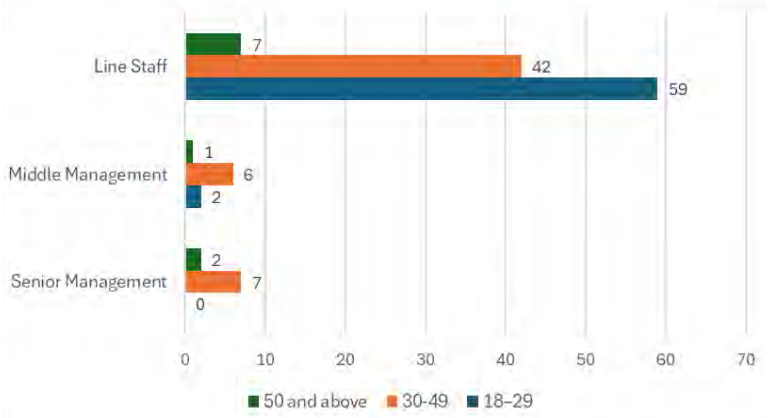

6.7.4 Employee Distribution by Department

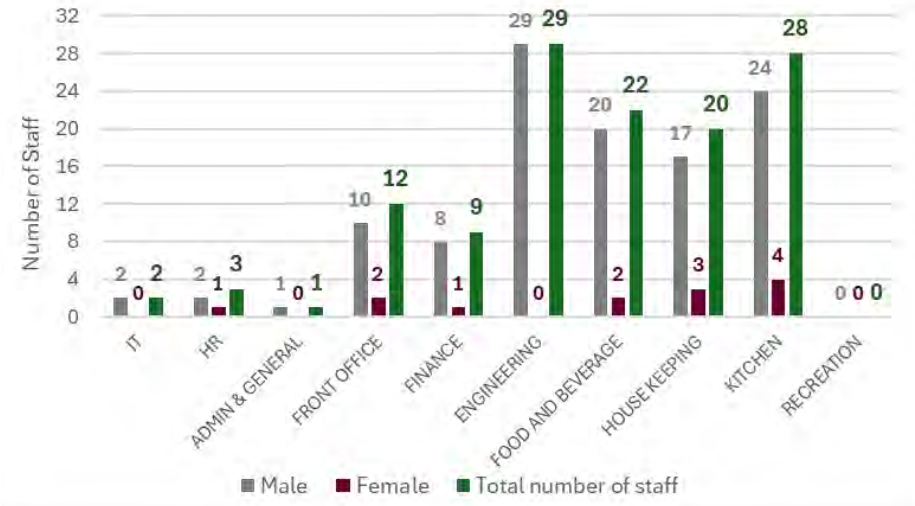

Among departments with more than 15 employees, Engineering is the only one composed exclusively of male staff. In contrast, the Food & Beverage, Housekeeping, and Kitchen departments all include female representation, contributing to a broader distribution of female staff across the organization's larger operational areas.

6.7.5 Employees with disabilities

Uga Jungle Beach promotes inclusive employment practices and provides equal opportunities for persons with disabilities, in line with role suitability and workplace safety requirements. In 2025, the organization did not receive any employment applications from persons with disabilities. Nevertheless, the permanent staff cadre includes an employee with a hearing impairment, reflecting the organization's inclusive approach.

6.8 Employment Disclosures - *GRI 401: Employment* 2016

6.8.1 Local Employment & Distance from Residence - *GRI 401-1*

Jungle Beach employees 100% local staff. We have emphasized the importance of recruiting more staff members with a 30km radius from the resort location to enhance direct economical benefits to the local communities around us.

Due to the resort location, competency gaps, and operational needs, recruitment of more local staff is a challenge and employees with 30km radius stands at 29%.

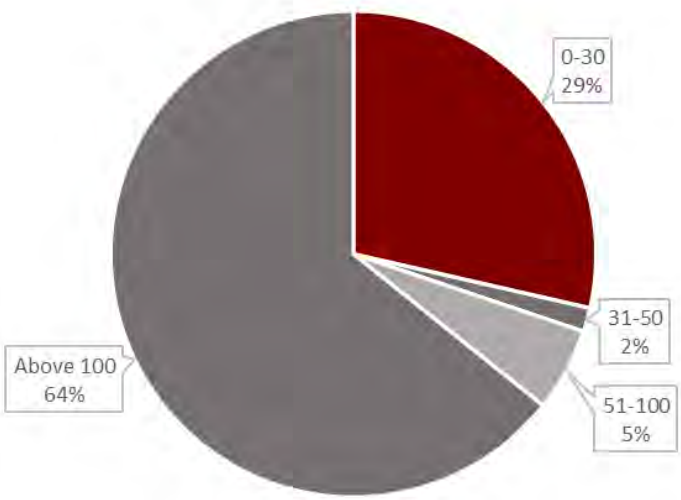

6.9 Child Labour

At Uga Resorts, we maintain a zero-tolerance policy toward child labor. We believe that every child deserves a childhood free from exploitation, and we recognize our duty to protect these rights across our operations and supply chains.

Our policy is guided by the UN Convention on the Rights of the Child and the ILO Conventions, specifically ensuring that we:

- **Prohibit Employment under 18:** We strictly refrain from hiring any person under the age of 18 for any level of operations, exceeding many local minimum age requirements to ensure a clear safeguard.
- **Strict Verification Protocols:** Our recruitment policy requires rigorous age verification during the onboarding process. To ensure no candidate under the age of 18 is recruited, we require mandatory copies of the Birth Certificate and National Identity Card (NIC) for all prospective employees for their personal files.
- **Advocate through the Value Chain:** We prioritize suppliers who mirror our commitment to child protection and fair labor.

To ensure our policy is more than just words, we have integrated the following "due diligence" measures into our operations.

ACTION AREA	ENGAGEMENT & IMPLEMENTATION
RISK ASSESSMENT	We conduct regular audits of our business activities to identify potential adverse impacts on human rights. This includes monitoring high-risk departments (like seasonal housekeeping or projects) where labor gaps might occur.
SUPPLIER SCREENING	As part of our sustainable procurement, we screen regional suppliers for their labor practices. Contracts include clauses that mandate compliance with child labor laws.
EMPLOYEE TRAINING	All staff receive specific training on the "Human rights and Child protection". This includes how to identify and report potential child protection issues involving guests, local communities, or the supply chain.
GRIEVANCE MECHANISMS	We maintain transparent communication channels. Employees and stakeholders can report concerns regarding child welfare or labor violations without fear of retaliation.

7. TRAINING AND DEVELOPMENT

The hotel recognizes that employee training and development are critical to delivering exceptional guest experiences, operational excellence, and long-term business sustainability. Our learning and development framework is designed to enhance technical competencies, service quality, leadership capabilities, and employee engagement across all levels of the organization. Training needs are identified through annual performance appraisals, guest feedback, operational audits, regulatory requirements, and departmental training needs assessments. A blended learning approach is adopted, combining classroom training, on-the-job coaching, and external professional training programs.

7.1 Types of Training *- GRI 404-2: Programmes for Upgrading Employee Skills & Transition Assistance*

All the training programs conducted for the staff members are categorized into two main categories. Subject Specific training handled by the relevant Heads of the Departments (HODs) and the industry professionals and consultants and generic training programmes conducted by the L&D Manager, Sustainability Executive and external professionals.

Key focus areas include guest service excellence, hospitality skills, food safety and hygiene, culinary skills, front office operations, housekeeping standards, leadership development, health and safety, sustainability awareness, and information technology skills. In addition, all newly hired employees complete two days' introductory training sessions called Uga Promise.

7.2 Training Time Analysis - GRI 404-1: Average Hours of Training Per Employee)

Month	JAN	FEB	MAR	APR	MAY	JUN	JUL	AUG	SEP	OCT	NOV	DEC	Year Total
Total Number of Employees in the Resort	134	122	133	135	135	145	145	145	132	142	144	135	138
Total Training Hours	30	63	34	60	59	54	38	80	44	133	35	52	682
Average training hours per employee = (Total number of training hours provided to employees / Total number of employees)	**0.22**	**0.51**	**0.26**	**0.44**	**0.44**	**0.38**	**0.26**	**0.55**	**0.33**	**0.93**	**0.24**	**0.39**	**4.9**

During the reporting year 2025, Uga Jungle Beach provided an average of **5** training hours per employee, demonstrating the Company's commitment to continuous learning and employee skill development.

7.3 Sustainability Related Training - *GRI 404-2: Programmes for Upgrading Employee Skills & Transition Assistance*

Sustainability-related training programs are conducted for all employees to enhance awareness and strengthen sustainability knowledge across the organization. Following key topics were delivered in 2025; additional training sessions on HACCP, Water saving, and Energy saving will be introduced to further reinforce food safety standards and responsible resource management practices. These training programs are delivered through a combination of classroom-based learning and practical sessions, where required, to ensure effective understanding and application of sustainability principles in daily operations.

The training in Waste Management, Human rights at workplace and 5S trainings not provided to the employees in 2024 and these trainings are rolled out in 2025. The number of employees training attendance of 2025 is comparatively lower than 2024, as the trained employees resigned, and employees who did not yet complete the assigned trainings.

Training Topic	No. of Staff attended (%)	
	2024	2025
Introduction to Sustainability	72%	67%
Waste Management	-	42%
5S training	-	84%
Chemical Handling	-	44%
Human rights at workplace	-	64%

7.4 Compliance Training - *GRI 404-2: Programmes for Upgrading Employee Skills & Transition Assistance, GRI 403-5: Worker Training in Occupational health & safety*

Fire safety, emergency preparedness, and first aid training are integral components of the hotel's occupational health and safety framework and regulatory compliance. These programs are designed to enhance employee awareness, strengthen emergency response capabilities, and ensure safe handling of hazardous materials.

Training Topic	No of staffs attended	No of staff attended from total staffs count	Training Hours per employee	Average Training Hours per Employee	Expenses (LKR)
Fire Safety Training with Practical	83	65.87	3	0.04	230,000.00
Fire Warden Training with Practical	20	15.87	2.5	0.13	
Basic First Aid training with Practical	81	64.29	6	0.07	216,000.00
Surf Life Guard and Pool Life Guard Training	05	3.97	6	1.20	249,800.00

Comprehensive fire safety, fire warden, and basic first aid training programs, including practical simulation sessions, are conducted annually by certified external trainers to ensure high standards of competency and emergency readiness.

While all employees receive fire safety and first aid training, specialized fire warden training with practical exercises is provided to members of the designated fire safety team to strengthen emergency coordination and response capabilities. All external training costs are fully paid by Uga Jungle Beach, and employee participation takes place during paid working hours, reflecting the organization's strong commitment to employee safety, well-being, and continuous professional development. The chemical handling and safety training conducted to the employees directly handle the chemical including housekeeping, stewarding and maintenance department.

8. HEALTH & SAFETY

The hotel is committed to providing a safe, healthy, and secure working environment for employees, contractors and a safe experience for guests and visitors. Our Occupational Health & Safety (OHS) management framework is designed to proactively identify, assess, and mitigate workplace risks, ensuring compliance with legal requirements, industry best practices, and international safety standards.

Health and safety risks are assessed through regular workplace inspections, hazard identification processes, safety audits, and employee consultations. Preventive controls include safety policies, standard operating procedures, training programs, emergency preparedness plans, and continuous monitoring mechanisms.

The hotel maintains a dedicated Health & Safety Committee comprising management and employee representatives to oversee safety performance, review incidents, and recommend corrective actions.

Guest-related incident reports are managed and recorded by Front Office Executive staff, while employee-related incident reports are maintained by the respective Department Heads and formally filed by the Human Resources Department. All reported incidents are promptly reviewed, and corrective measures are implemented at the earliest opportunity. Root cause assessments are conducted to prevent recurrence and to ensure the continued health and safety of both guests and employees.

8.1 Occupational Health & Safety Management System - *GRI 403-1*

The hotel operates an Occupational Health & Safety management system aligned with national regulations and international hospitality industry standards. The system includes hazard identification, risk assessments, incident reporting procedures, emergency preparedness plans, fire safety systems, and continuous improvement mechanisms.

To ensure a safe working environment, the hotel provides appropriate Personal Protective Equipment (PPE) to employees based on job roles and risk exposure, including gloves, safety shoes, masks, goggles, aprons, and other necessary protective gear.

Comprehensive safety measures are in place to manage workplace hazards, including the availability of chemical spill kits to effectively respond to and control accidental spills, thereby minimizing environmental and health risks. Clearly identified and accessible fire assembly points have been established across the premises to support safe and orderly evacuation during emergencies.

8.2 Employee Health & Wellbeing - *GRI 403-6: Worker Health Promotion*

The hotel is committed to promoting the physical, mental, and emotional well-being of employees, recognizing that a healthy workforce is essential for service excellence, productivity, and long-term organizational sustainability. A holistic approach is adopted to enhance employee health through preventive healthcare, wellness initiatives, mental well-being programs, and healthy workplace practices.

To promote physical fitness and relaxation, the hotel provides comprehensive recreational and wellness facilities for employees. A fully equipped gym facilities is available to encourage regular exercise and healthy living. For relaxation and mental rejuvenation, television entertainment, dedicated indoor gaming area has been established, offering facilities for carrom and chess.

The hotel also promotes healthy lifestyle practices through the provision of nutritious and balanced meals at staff dining facilities. Ergonomic assessments are conducted for operational and administrative workstations, and periodic monitoring is carried out for employees exposed to occupational health risks such as heat, noise, chemicals, and manual handling. Corrective actions are implemented where necessary to minimize potential health impacts and enhance workplace comfort and safety.

Recognizing the importance of outdoor physical activity and team spirit, dedicated time is allocated in the evenings for sports activities, including volleyball, cricket, and badminton.

These activities promote physical fitness, teamwork, stress reduction, and interpersonal relationships, while also fostering a sense of camaraderie and belonging among employees. Participation in sports and recreational activities is encouraged across all departments, contributing to an active and engaged workforce.

8.3 Work Related Injuries - *GRI 403-9*

During the two-year reporting period from 2024 to 2025, the hotel recorded low incident levels, reflecting the effectiveness of its preventive health and safety management systems, employee training programs, and guest safety protocols.

Employee-related incidents remained exceptionally low, with zero cases recorded across most injury categories from 2024 to 2025. Only There were no fatalities reported among guests or employees throughout the two year reporting period.

During the stay of guests in 2024, a total of three minor incidents were reported. These incidents were promptly investigated, and corrective actions were implemented, including enhanced housekeeping practices, improved floor safety measures, staff awareness training, and strengthened food allergen communication procedures.

In 2025, guest-related incidents remained low, with only two minor cases recorded, including one injury with slip fall and one small cut injury to a wooden piece .

Accident / Incident Type	2024			2025		
	Guests	Staffs	Total	Guests	Staffs	Total
Slip, Trip, or Fall	0	1	1	1	2	3
Cuts	1	1	2	1	2	3
Burns	0	1	1	0	0	0
Head Injury	0	0	0	0	0	0
Eye Injury	0	0	0	0	0	0
Food Allergy	1	0	1	0	0	0
Chemical Related	0	0	0	0	0	0
Other	2	0	2	0	0	0
TOTAL	4	3	6	2	4	6

9. CORPORATE SOCIAL RESPONSIBILITY (CSR)

We firmly believe in creating meaningful and lasting impact through our business operations. Building strong connections with the communities in which we operate, prioritizing the well-being of our colleagues, and fostering awareness and responsible action are fundamental to our success. These efforts ultimately enhance the experience we deliver to our guests.

Sustainability serves as the bridge between our business practices and the broader world. It guides us in maintaining harmony in our interactions with the environment and society, while ensuring long-term economic viability.

Our Corporate Social Responsibility initiatives are carried out through the Uga Foundation, which leads and oversees our community and environmental programs. Guided by the unique characteristics of our resort locations, our CSR strategy focuses on three core pillars: **Water, Wildlife, and Women (3Ws)**.

Water – Addressing water scarcity and promoting responsible water management in the regions where we operate.

Wildlife – Protecting biodiversity and supporting conservation efforts to preserve natural ecosystems.

Women – Empowering women within local communities through education, opportunity, and sustainable livelihood initiatives.

Given the environmental sensitivities of our locations, particularly the challenges of water scarcity and the importance of wildlife and biodiversity, our efforts are purpose-driven and location-specific. Through these three pillars, we strive to create sustainable value for our communities, our environment, and future generations. In addition, we refer to the UN Sustainability Development Goals and try to maintain maximum participation the applicable UNSDGs to us.

9.1 SUSTAINABILITY FUND

To strengthen governance, accountability, and long-term impact of our Corporate Social Responsibility (CSR) initiatives, we formalized a structured funding mechanism dedicated exclusively to CSR activities.

Effective October 2024, a separate and ring-fenced account was established to ensure transparency in the allocation, management, and monitoring of CSR funds. This mechanism enables systematic budgeting, clear fund segregation from operational finances, and enhanced oversight of expenditures related to our CSR pillars.

The establishment of this dedicated funding structure reinforces our commitment to sound governance practices, financial transparency, and measurable social and environmental impact.

USD 1.5 worth of Sri Lankan rupees was allocated monthly basis at the prevailing exchange rate and transferred to the dedicated CSR account on the revenue room nights for each month.

Year	Funds allocated based on the revenue room nights	Donations received by the guests	Other Direct Donations	Total Fund Generation LKR
2024	922,382.80	-	-	922,382.80
2025	4,003,028.06	-	-	4,003,028.06

9.2 CSR Projects 2025

9.2.1 GREEN SHADE PROJECT - WETLAND DAY CELEBRATION

DATE	22nd February 2025
LOCATION	Reservation zone of Maduwakulam tank, Trincomalee
BENEFICIARIES	Farmers, Other local community, Hotel guests, Wildlife and the environment
FUNDS	Rs. 159,500.00

Commemorating World Wetlands Day 2nd of February 2025, Uga Jungle Beach team launched a conservation initiative by planting 100 Kumbuk Trees (Terminalia arjuna) at the reservation zone of Maduwakulam tank, Trincomalee. The tank serves 340 acres of paddy fields belongs to 92 farmer families.

Local irrigation authorities, the farmer organization, school children, teachers, few guests and UJB staff participated.

9.2.2 EARTH HOUR CELEBRATION

DATE	17th March 2025
LOCATION	Uga Jungle Beach Resort
BENEFICIARIES	Guest, Staff, Environment
FUNDS	Rs. 52,000

Uga Jungle Beach Resort marked Earth Hour by switching off lights and air-conditioners from 6:30 PM to 7:30 PM, saving 125 kWh of energy. The event featured a traditional local dance performance conducted by local students highlighting traditonal light and sound performance. A symbolic lighting of oil lamps in the "60+" logo shape, highlighting the resort's commitment to sustainability and global environmental awareness.

9.2.3 INFRASTRUCTURE DEVELOPMENT FOR EDUCATIONAL UPLIFTMENT(RURAL DEVELOPMENT SOCIETY BUILDING)

DATE	04th April 2025
LOCATION	Nawatcholei Village
BENEFICIARIES	Students, Teachers, Local Community, Parents and Guardians, Future generations
FUNDS	Rs. 325,718.00

The renovation of the government-owned Rural Development Society (RDS) Building in Nawatcholei has successfully transformed a dilapidated structure into a safe, vibrant community hub. Previously unusable due to structural and electrical hazards, the facility now serves as a secure learning environment for local students and a venue for essential community meetings.

9.2.4 THE ENVIRONMENTAL DAY AWARENESS PROGRAM

DATE	22nd May 2025
LOCATION	Erakkandiya School
BENEFICIARIES	50 students at Erakkandiya School
FUNDS	LKR Rs. 64,300.00

Uga Jungle Beach Resort hosted an Environmental Day Awareness Program at Erakkandiya School to combat plastic pollution. Led by experts from the Central Environmental Authority, the event educated 50 students on waste management and sustainability, fostering long-term environmental literacy.

9.2.5 POSON DANSALA

DATE	10th June 2025
LOCATION	Jungle Beach Resort
BENEFICIARIES	Local Community, Staff, Hotel Guests
FUNDS	Rs. 136,310.00

Uga Jungle beach resort organized a Poson Dansala on honored Poson Poya day, marking the sacred introduction of Buddhism to Sri Lanka and celebrating the core values of compassion and generosity.

We were humbled to welcome nearly 1,000 attendees from the local community, creating an atmosphere filled with joy and togetherness. Guests were served a delicious selection of food, including potato veggie dishes with sauce and mayonnaise, complemented by refreshing cordial drinks.

9.2.6 EMPOWERING EDUCATION THROUGH VOLUNTEER TEACHER SUPPORT FOR NAWATCHOLEI SCHOOL

DATE	30th June 2025
LOCATION	Nawatcholei School
BENEFICIARIES	Students, Teachers, Local Community, Parents
FUNDS	Rs. 60,000.00

In response to a severe staffing crisis at Nawatcholei Primary School, Uga Jungle Beach Resort intervened to fund a dedicated volunteer teacher for the Grade 2 class. With the school operating with only three teachers for 90 students, the resort's Sustainability Fund committed to a monthly allowance of Rs. 20,000 for three months (June–August 2025). This initiative ensures uninterrupted education for local children and highlights the resort's commitment to empowering underserved rural communities.

9.3.7 BLOOD DONATION PROGRAMME: A LIFE-SAVING CONTRIBUTION

DATE	16th July 2025
LOCATION	Jungle Beach Resort
BENEFICIARIES	Local Community, Health care service
FUNDS	Rs. 81,790.00

Uga Jungle Beach Resort partnered with the Trincomalee Blood Bank to host a blood donation drive at the resort premises, successfully collecting 40 units of blood from 50 participants.

To support the 11-member medical team and the donors, the resort provided full catering, including breakfast, lunch, and snacks. This initiative directly bolstered the local healthcare infrastructure, reflecting the resort's ongoing commitment to community welfare and life-saving medical support.

9.3.8 NATURE CONSERVATION DAY CELEBRATION: EDUCATION, NATURE, AND STEWARDSHIP

DATE	28th July 2025
LOCATION	Madauwakulam reforestation site
BENEFICIARIES	Staff, Guests, Local Community
FUNDS	NA

Uga Jungle Beach Resort celebrated World Nature Conservation Day with an immersive field visit led by the Naturalist and Sustainability Executive to showcase local conservation and infrastructure projects. Guests toured the renovated RDS building and the Madauwakulam reforestation site, witnessing firsthand the resort's impact on the ecosystem. The experience concluded with a sunset wildlife viewing and a discussion on Uga Escapes' "3Ws" framework and Sustainability Fund, reinforcing the resort's commitment to biodiversity and sustainable tourism.

9.2.9 EMPOWERING EDUCATION THROUGH 2 VOLUNTEER TEACHER SUPPORT FOR ERAKKANDIYA SCHOOL

DATE	30th September 2025
LOCATION	Erakkandiya Sinhala School
BENEFICIARIES	Students, Teachers, Local Community, Parents
FUNDS	Rs.160,500.00

To address a critical staffing shortage at Erakkandiya Sinhala School—which operated with only two teachers for 75 students—Uga Jungle Beach Resort funded two graduate volunteer teachers for three months (Sept–Nov 2025). This investment ensured uninterrupted learning for 35 students in Grades 6–11, covering core subjects like Mathematics, Science, ICT, and English. By bridging this gap until government recruitment.

9.2.10 EASTERN UNIVERSITY STUDENTS KNOWLEDGE SHARING

DATE	19th September 2025
LOCATION	Jungle Beach Resort
BENEFICIARIES	University Students
FUNDS	NA

Uga Jungle Beach hosted undergraduate students from Eastern University for an immersive knowledge-sharing program. Each resort department collaborated to conduct specialized sessions, providing the students with practical industry insights to complement their academic studies. This initiative highlights the resort's commitment to educational partnership and professional development within the local community.

9.2.11 ROADSIDE CLEANING CAMPAIGN

DATE	20th September 2025
LOCATION	Jungle Beach Resort
BENEFICIARIES	Local Community, Wildlife and Environment
FUNDS	N/A

Uga Jungle Beach staff and guests participated in a roadside cleaning campaign to clear the surrounding area and maintain an environmentally friendly landscape. This joint effort focused on enhancing the beauty of the local community while promoting environmental stewardship. By involving guests in the initiative, the resort successfully fostered a shared commitment to preserving the natural charm and cleanliness of the region.

9.2.12 ILLANGEIKULAM SCHOOL CHILDRENS DAY CELEBRATIONS - SNAKS

DATE	01st October 2025
LOCATION	Illangeikulam School
BENEFICIARIES	Students, Teachers, Local Community
FUNDS	Rs.12,338.90

Uga Jungle Beach Resort partnered with Illangeikulam School to celebrate Children's Day, providing a variety of snacks for 100 students and teachers. Several resort staff members attended the event to share in the festivities, helping to create a joyful and memorable experience for the local children. This initiative reflects the resort's ongoing commitment to supporting neighboring schools and fostering strong community relationships.

9.2.13 KUCHCHAWELI HOSPITAL SHRAMADANA

DATE	22nd November 2025
LOCATION	Kuchchaweli Hospital
BENEFICIARIES	Local Community, Hospital Staff, Patients
FUNDS	N/A

Uga Jungle Beach Resort conducted a Shramadana campaign at the nearby Kuchchaveli Hospital, where 15 staff members volunteered to clean the facility's exterior. This initiative improved the hospital's hygiene and surroundings, ensuring a cleaner environment for patients and medical staff. The project reinforces the resort's commitment to supporting local healthcare and community welfare.

9.2.14 BEACH CLEANING

DATE	15th December 2025
LOCATION	Jungle Beach Resort
BENEFICIARIES	Local community, wild life and environment, Hotel Guests
FUNDS	Rs.51,00.00

Uga Jungle Beach implemented a comprehensive beachfront cleaning initiative to maintain its 2.0 km stretch following the monsoon season. Adhering to sustainability SOPs, resort staff routinely cleared the area, while an external contractor supported by hotel team members dedicated three days to cleaning an additional 600 meters. This project ensures a welcoming environment for guests while directly supporting the resort's long-term environmental and coastal preservation goals.

9.2.15 DISASTER RELIEF: WATER RESTORATION IN MUTTUR

DATE	04th December 2025
LOCATION	Muthur Village
BENEFICIARIES	Local Community, victims from the disater
FUNDS	Rs.49,00.00

During the DITHWA disaster, Uga Jungle Beach Resort stepped in to address the critical clean water shortage in the Muttur area. To restore local facilities, the resort provided water distribution tunnels and deployed its own water bowser to deliver safe drinking water to the inundated community. This rapid response ensured that families in the most affected areas had access to essential hydration during the crisis, underscoring the resort's commitment to emergency community support.

9.2.16 CONSTRUCTION OF SANITATION FACILITY FOR YOUNG GIRLS AT ERAKKANDIYA SCHOOL

DATE	15th December 2025 and Ongoing
LOCATION	Erakkandiya School
BENEFICIARIES	Students, Teachers, Parents, Local Community
FUNDS	Rs. 584,500.00 +

Uga Jungle Beach Resort is addressing a critical infrastructure gap at Erakkandiya Sinhala School, where 34 female students in Grades 6–11 lack access to private sanitation. The current reliance on a shared teacher's washroom compromises the girls' dignity and hygiene, particularly regarding menstrual health, which often leads to discomfort and increased absenteeism. By prioritizing the construction of a dedicated female washroom, the resort aims to provide a safe, private environment that supports the health and educational continuity of these young students.

9.3 CSR Project Summary

DATE	PROJECT NAME	EXPENSES
2025.02.02	Green Shade project - Wetland day celebration	159,500.00
2025.03.17	Earth hour celebration	52,000.00
2025.04.04	Infrastructure Development for Educational Upliftment (Rural development Society Building)	325,718.00
2025.05.22	The Environmental Day Awareness Program	64,300.00
2025.06.10	Poson Dansala	136,310.00
2025.06.30	Empowering Education through Volunteer Teacher Support for Nawatcholei School	60,000.00
2025.07.16	Blood Donation Programme: A Life-Saving Contribution	81,790.00
2025.07.18	Nature Conservation Day Celebration: Education, Nature, and Stewardship	-
2025.09.30	Empowering Education through 2 Volunteer Teacher Support for Erakkandiya School	160,500.00
2025.12.04	Disaster Relief: Water Restoration in Muttur	49,000.00
All Year	Monthly Alms Offering	108,000.00
	Total Expenses	**1,197,118.00**

9.4 Sustainability Fund Finance Report

Year	Resort Contribution LKR	Waste Sales Revenue LKR	Guest Donations LKR	Other LKR	Total LKR
2024	**922,382.80**				**922,382.80**
	100%	0%	0%	0%	
2025	**4,003,028.06**	**-**	**-**		**4,003,028.06**
	100%	0%	0%	0%	

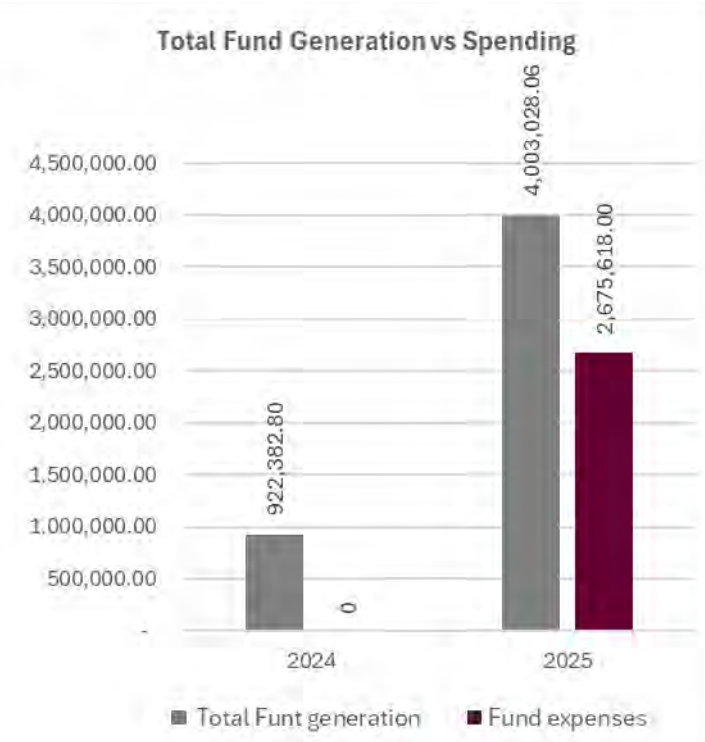

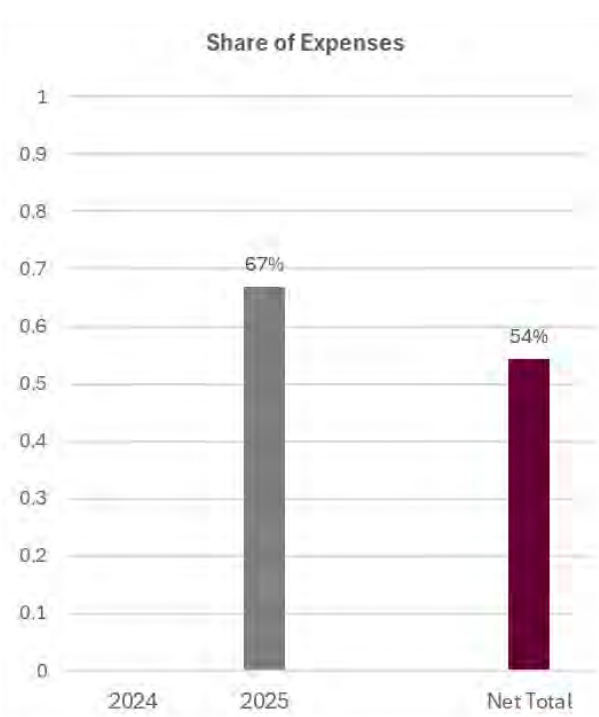

10. BIODIVERSITY

10.1 Location, Fauna & Flora - *GRI 304-2, GRI 304-4*

Uga Jungle Beach serves as a premier ecological sanctuary where a 10 acre tropical mangrove reserve meets a 4km stretch of private coastline. Positioned strategically between the Periyakarachchi Lagoon and the Indian Ocean, the resort boasts exceptionally high biodiversity, with approximately 85 % of the total land area dedicated to preserved vegetation, including jungle, mangroves.

This "low-impact" architectural philosophy ensures that the resort is draped in thick tropical shrub land and massive indigenous trees in a testament to environmental commitment. Several ancient trees have been preserved to grow directly through the timber decks of the restaurant and bar, seamlessly blending luxury with the wild.

The resort is a true haven for bird enthusiasts, as the brackish water of the lagoon attracts vibrant Kingfishers, elegant Herons, Egrets, and Cormorants.

Guests in the Lagoon Cabins often wake up to a chorus of tropical bird calls, using their private decks as a front-row seat to observe species like the endemic Sri Lanka Grey Hornbill or the Black-capped Bulbul. On land, the terrestrial wildlife reflects the raw nature of the Trincomalee region. It is common to encounter large Water and Land Monitor lizards sunning themselves, while troops of Gray Langur monkeys and Giant Squirrels swing through the canopy. In the deeper reaches of the mangroves, elusive crocodiles reside, while the surrounding ecological corridor allows wild elephants to occasionally roam the nearby shrub lands.

Beneath the waves, the marine biodiversity of the East Coast is world-class, serving as a vital migratory highway for "big blue" residents like Blue and Sperm Whales, which are most frequently sighted between March and August.

Nearer to the shore, the Pigeon Island Marine National Park acts as a crown jewel of the region, hosting over 100 species of coral and 300 species of reef fish where snorkelers can swim alongside harmless Blacktip reef sharks and graceful Hawksbill or Green sea turtles. Critically, the coastline immediately adjacent to the resort has been identified as a significant nesting ground, where Green turtles return to the sands to lay their eggs, marking the area as a crucial habitat for the survival of the species.

10.2 ORGANIC GARDEN

The resort further supports this delicate balance of life through an internal organic farm that cultivates a diverse mix of plant species to provide food and shelter for local fauna while demonstrating sustainable agricultural practices that protect the surrounding land and sea.

10.3 BIODIVERSITY PROJECTS

Uga Jungle Beach is profoundly dedicated to regional conservation through strategic CSR initiatives, with our most significant biodiversity-focused achievement in 2025 being the Maduwakulama Tree Planting Project.

Launched in commemoration of World Wetlands Day, this project centered on the ecological restoration of the ancient Maduwakulam Tank, a historical irrigation marvel that serves as a vital life-support system for the region’s unique flora and fauna.

By planting 100 Kumbuk (*Terminalia arjuna*) trees in the tank's reservation zone, we have actively worked to strengthen a keystone habitat that is essential for maintaining the delicate balance of the wetland. These indigenous trees are biological cornerstones; their extensive root systems prevent soil erosion and naturally purify the water, ensuring a healthy aquatic environment that sustains 340 acres of paddy fields and serves as a crucial watering hole for diverse wildlife, including the Asian elephant.

This initiative fosters a resilient biological corridor, restoring the native canopy to provide nesting grounds for avian species and a sanctuary for local insects, thereby addressing the critical threats of habitat loss and land degradation through a community-led effort that ensures the long-term survival of the Eastern Province's rich natural heritage.



10.4 PROMOTION OF BIODIVERSITY

To share this natural wealth with guests, the resort offers curated biodiversity excursions. Marine and Coastal Expeditions take guests to Pigeon Island for snorkeling or into the deep submarine canyons for whale watching.

For a more tranquil experience, the Sunset Mangrove Boat Ride explores the lagoon's ethereal canopy, revealing the intricate root systems that shelter mud crabs and juvenile fish.

On land, guided Nature Walks led by in-house naturalists teach guests about the medicinal properties of indigenous flora. For those seeking grander spectacles, day trips are organized to Minneriya or Kaudulla National Parks to witness the "Great Elephant Gathering," or to Wilpattu National Park in search of leopards and sloth bears, bridging the gap between coastal luxury and the rugged Sri Lankan wilderness.

11. COMPLIANCE MANAGEMENT

The hotel maintains a structured Compliance Management Process to ensure adherence to applicable laws, regulations, internal policies, brand standards, and sustainability commitments. Compliance responsibilities are assigned to the management and department heads; covering key areas such as , environmental management, food safety and hygiene (HACCP), labor practices, guest safety occupational health and safety.

Compliance is monitored through regular internal audits, inspections, and comments received from other stakeholders. Identified gaps are addressed through corrective action plans and follow-up evaluations to ensure continuous improvement. To strengthen compliance verification, water quality parameter testing and food and microbiological testing are conducted by accredited third-party laboratories, ensuring adherence to health, safety, and regulatory standards.

11.1 Internal Audit Summary

A structured internal audit process covering sustainability, compliance, and quality assurance is implemented to assess the effectiveness of operational controls, risk management practices, and compliance systems. Audits are conducted monthly across key operational, financial, safety, hygiene, and environmental functions.

Sustainability and compliance audits are led by the Sustainability Manager, while quality assurance audits are conducted by the Learning and Development Manager at the resort level and officials visiting from the head office. Audit findings and recommendations are reviewed by senior management, and corrective actions are implemented within defined timelines, supported by follow-up audits to ensure effective closure of gaps and continuous improvement of organizational performance.

AUDIT CATEGORY	2024		2025	
	NUMBER OF AUDITS	% OF SHARE	NUMBER OF AUDITS	% OF SHARE
Sustainability & Compliance – by Sus. Executive	5	50%	7	53%
Sustainability & Compliance – by Head of Sustainability & ESG	2	50%	2	53%
Number of Audits on Quality assurance	4	29%	4	24%
Third party organizations including Travellife, Travel Agents and SLTDA	3	21%	4	24%
TOTAL AUDITS	14	–	17	–

11.2 Summary of Compliance Reports

The hotel conducts regular drinking water quality testing and Legionella laboratory analysis through accredited third-party laboratories. Water samples are periodically tested to verify compliance with national health regulations and applicable safety standards.

DRINKING WATER

Parameters	Total No of sample tested		No of Sample in standard parameters		% of Samples in standard parameters	
	2024	2025	2024	2025	2024	2025
Aerobic Plate Count	13	54	13	52	100.00	96.30
Total Coliforms	13	58	13	53	100.00	91.38
E. coli	13	58	13	53	100.00	91.38
Color	7	43	6	40	85.71	93.02
pH	6	47	5	29	83.33	61.70
Total Dissolved Solids (TDS)	7	17	7	14	100.00	82.35
Turbidity	7	16	7	14	100.00	87.50
Total Alkalinity (as CaCO3)	7	16	6	14	85.71	87.50
Total Hardness (as CaCO3)	7	16	6	14	85.71	87.50
Free Residual Chlorine	7	14	7	14	100.00	100.00
Free Ammonia (as NH3)	7	13	7	11	100.00	84.62
Chloride (as Cl-)	6	14	6	11	100.00	78.57
Fluoride (as Fluorine)	-	-	-	-	-	-
Nitrate (as NO3-)	7	13	7	13	100.00	100.00
Nitrite (as $NO2^-$)	7	13	7	13	100.00	100.00
Sulphate (as SO42-)	-	13	-	12	-	92.31
Arsenic (As)	-	2	-	2	-	100.00
Calcium (Ca)	-	-	-	-	-	-
Cadmium (Cd)	-	2	-	2	-	100.00
Copper (Cu)	-	2	-	2	-	100.00
Iron (Fe)	7	13	7	13	100.00	100.00
Lead (Pb)	-	2	-	2	-	100.00
Total Phosphates (PO43-)	-	5	-	5	-	100.00
Magnesium (Mg)	-	5	-	5	-	100.00

LEGIONELLA SP. TEST

Parameter	Total No of sample tested		No of Sample in standard parameters		% of Samples in standard parameters	
	2024	2025	2024	2025	2024	2025
Legionella spp.	1	4	1	4	100	100

WASTEWATER WATER

Parameter	Total No of sample tested		No of Sample in standard parameters		% of Samples in standard parameters	
	2024	2025	2024	2025	2024	2025
pH	7	7	7	7	100.00	100.00
Total Suspended Solids (TSS)	7	9	6	6	85.71	66.67
Total Dissolved Solids (TDS)	-	-	-	-	-	-
Oil & Grease	7	9	7	8	100.00	88.89
Biochemical Oxygen Demand (BOD)	7	9	7	6	100.00	66.67
Chemical Oxygen Demand (COD)	7	9	6	9	85.71	100.00
Free Residual Chlorine (as Cl^-)	-	4	-	2	-	50.00

SWIMMING POOL WATER

Parameter	Total No of sample tested		No of Sample in standard parameters		% of Samples in standard parameters	
	2024	2025	2024	2025	2024	2025
pH	3	7	2	5	66.67	71.43
Total Dissolved Solids (TDS)	3	7	2	7	66.67	100.00
Turbidity	3	7	2	7	66.67	100.00
Total Hardness (as $CaCO_3$)	3	7	1	7	33.33	100.00
Free Residual Chlorine	3	10	2	8	66.67	80.00
Aerobic Plate Count	3	7	2	7	66.67	100.00
Total Coliforms	3	10	2	10	66.67	100.00
E. coli	3	10	2	10	66.67	100.00

12. GUEST FEEDBACK SUMMARY

The hotel places strong emphasis on guest feedback as a key driver of service excellence, quality improvement, and customer satisfaction. A structured guest feedback management system is in place to capture, analyze, and respond to guest comments, complaints, and suggestions across multiple channels, including in-house feedback forms, digital surveys, online review platforms, social media, and direct guest interactions.

All guest feedback is systematically recorded, reviewed by department heads, and addressed promptly. Corrective actions are implemented to resolve concerns, while positive feedback is shared across teams to recognize performance excellence and reinforce best practices. Key trends and recurring themes are analyzed to identify improvement opportunities and enhance overall guest experience.

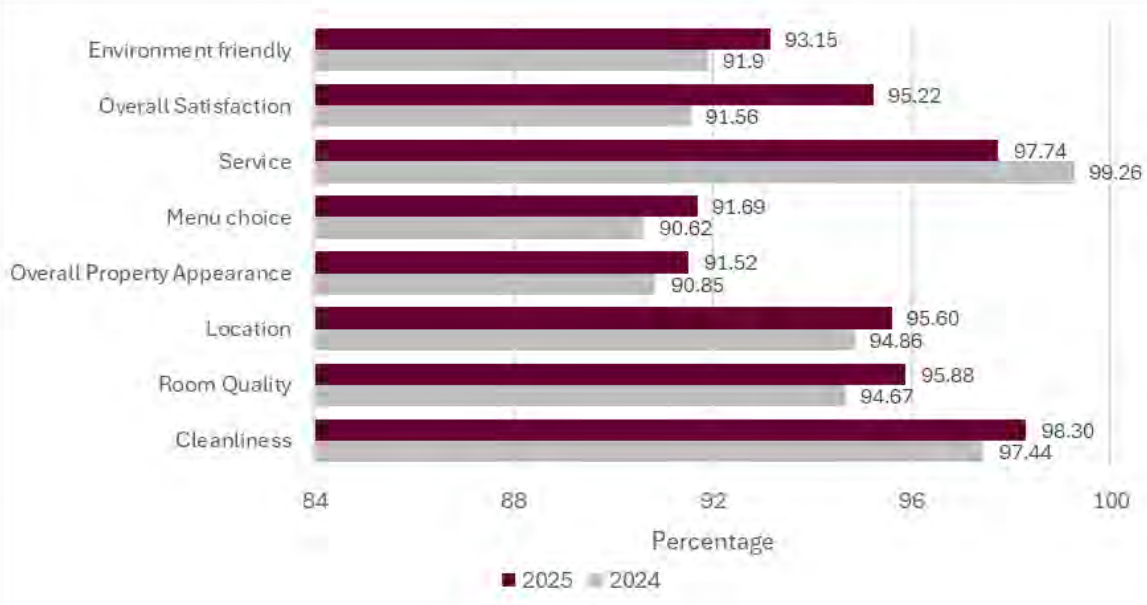

During 2024 and 2025, Uga Jungle Beach achieved guest satisfaction ratings exceeding 90% across key performance indicators, including environmental friendliness, overall satisfaction, service quality, menu selection, overall property appearance, location, room quality, and cleanliness. These results reflect the hotel's strong commitment to service excellence, environmental responsibility, and maintaining high operational standards in line with guest expectations and sustainability objectives.

13. CERTIFICATIONS, AWARDS AND OTHER ACHIEVEMENTS

We are Travelife Gold Certified. Recognized by the Global Sustainability Tourism Council for meeting standards in biodiversity, human rights, emissions, fair labor, child safety and animal welfare.

Uga Jungle beach has received a 2025 Travelers' choice Award.

Selected for semi finals in classic category at National Bartenders Competition participated for the first round. He was selected to semi finals by winning the first place in the cultural triangle and east coast region.

Mr. Ashan Perera (Barman)

We are a member of the Conscious Travel Foundation, UK

We highly appreciate your comments, concerns and suggestions to improve our sustainability performance that will benefit Por operations, all stakeholders and the environment we operate.

Please reach out to us through the following contact information

Dilshan David
Head of Sustainability & ESG
hos@ugaresorts.com

The annual Sustainability Performance Report is a publication of the Sustainability & ESG Department of Uga Resorts.

JUNGLE BEACH
an Uga experience

Uga Jungle Beach | 27th Kilometer Post, Pulmoddai Road, Kuchchaveli, 31000, Sri Lanka